



Welcome to
THE LITTLE LODGE

Pocono Mountains, PA

Welcome to our home!

We are so excited to have you stay, and hope you
enjoy a comfortable and relaxing trip.

Please look through this manual to find helpful tips
and information you may need during your stay.



TLDR; MOST IMPORTANT INFO

You're on vacation, we get it.

We compiled a summary of the more important “need to know” information here on the first 3 pages so you can get into vaca-mode faster!

WI-FI ACCESS

network: **little lodge** | password: **#blackbear41**

TRASH & RECYCLING

Please do NOT under any circumstances leave trash outside. Yes, there are bears here - and yes, they are hungry. We also have lots of other amazing wildlife in the community and don't want to bring any potential harm to them.

We have a large community trash compactor area near the main entrance to Towamensing Trails (map provided on Page 11). You must have your provided vehicle tag in your car when bringing trash or recycling to this area. Please plan accordingly on your checkout day based on the schedule.

Schedule:	SUNDAY	7AM - 7PM
	MONDAY	7AM - 3PM
	TUESDAY	10AM - 6PM
	WEDNESDAY	7AM - 3PM
	THURSDAY	10AM - 6PM
	FRIDAY	7AM - 3PM
	SATURDAY	7AM - 7PM

LOCKING UP

At any time when your entire group leaves the house, please be sure to press the “Schlage” button on the smart locks on your way out to lock the doors. Also, close and lock any slider doors.

HOUSE RULES

Please treat our home like your own

OUR RULES

NO SMOKING / VAPING INSIDE

If you must do so, please go outside. Ideally, at least 10ft away from the house.

NO EXCESSIVE GUESTS / PARTIES / EVENTS

As noted in the listing, we have external security cameras on the house that monitor the number of guests and cars. Tampering with these cameras will result in immediate termination of your stay with no refunds.

NO FIRES

We understand the desire to make a fire outside, but unfortunately it is not allowed. However, you can cozy up and relax by our indoor fireplace with the click of a button! (more detailed instructions on page 4)

COMMUNITY RULES

Towamensing Trails is known for being one of the most renter-friendly local communities, but they do have a few rules we ask that you follow. Violating these rules may result in citations from Security, most of which will be issued with **NO** warning. You will be responsible for any fines incurred during your stay.

NOISE / NUISANCE

Quiet hours are from **11pm - 8am** daily. Any noise deemed excessive, disruptive, objectionable or unnecessary as determined by Security during these hours may result in a fine with no warning.

Nuisance/disorderly conduct, destruction of private property, harassment of residents, or TTPOA staff or other conduct that creates an unreasonable annoyance to the Community will result in a citation.

FIRE

Outdoor fires, fireworks, and discharging of firearms will result in a citation. All types of fireworks are prohibited, including those purchased in retail stores, as "legal" fireworks.

COMMUNITY ACCESS

Everyone over the age of 5 **must** wear their provided wristbands at all times when utilizing Community amenities. Wristbands will not be replaced if lost or stolen, so please be mindful when wearing them.

This includes vehicle permit tags, which should be displayed in your vehicle for the duration of your stay (including when parked in the driveway).

SPEED LIMIT

Speed limits in Towamensing Trails are strictly enforced. Please be careful when driving through the community. We have wonderful wildlife wandering around, and we want to keep them safe.

TRASH

Trash cannot be left outside for any length of time - it must be brought to the compactor. Illegal dumping of trash along roadways or littering of any kind will result in a citation.

CHECKOUT PROCESS

If only vacation could last forever...

CHECKOUT TIME

Anytime before: **1PM**

|

Later checkout: **Available upon request**

CHECKLIST

We try to keep the things we ask you to do before checking out to an absolute minimum, but ask that you do please complete the following:

- ☒ **Gather Used Towels**
Please leave used towels/wash cloths on the floor so it's clear they have been used. Any unused towels can be left folded on nightstands.
- ☒ **Bed Linens**
Please don't make up the beds! You can leave them messy. This way our cleaning crew can clearly see what has been used during your stay.
- ☒ **Kitchen / Dishes / Food**
If used, please empty the water from the Keurig and electric kettle.

Do not leave dirty dishes in the sink. If the dishwasher has dirty dishes in it, please throw a tab in and start the normal cycle. No need to wait for it to finish!

Please do not leave any food behind, especially perishables.
- ☒ **Throw Trash Away**
As mentioned in several other spots throughout the manual, please bring all trash (including bathroom bins) to the compactor. You can do this any time throughout your stay as well. Never leave trash outside!
- ☒ **Turn Things Off**
Please turn off lights. If used during your stay, please turn off TVs and the Bluetooth speaker (please plug this back into its charger so it's all charged up for the next guest)

No need to turn off/adjust heating or cooling. We will do so remotely once you've checked out.
- ☒ **Lock Up**
If you used the slider doors or opened windows, please close them and lock the latches. Lastly, press the "Schlage" button on the smart locks to lock the entry doors on your way out.

AROUND THE HOUSE

HVAC - Relax In Your Comfort Zone

PROPANE FIREPLACE

Snuggling up with a blanket next to our fireplace is as simple as pressing a button!

Look for the “timer” switch on the wall to the right of the TV in the den. You will see buttons to turn the fireplace on for 30 minutes, 60 minutes, 120 minutes or to turn it off. There’s no need to turn it off manually, but if you do decide to leave while it’s still going, we would appreciate you pressing the “OFF” button – otherwise, the timer will handle it.

Keep in mind this is designed to heat up the room, so do expect it to get a bit warmer while it’s on.

HEATING & COOLING

We have mini splits in the main-level bedroom, living area, and downstairs game room, as well as ducted HVAC in the loft area.

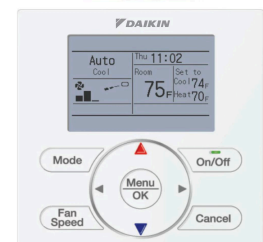
Each mini split is controlled by a Cielo thermostat; they can be found resting on the furniture facing the mini split units. **DO NOT move or unplug these.** These do require line of sight to the unit, so in the rare event one does not seem to be working, try standing a bit off to the side. You should hear a beeping noise come from the mini splits when you change a setting.

In the loft, you will see a wall-mounted Daikin thermostat found in the hallway outside the two bedrooms.

These all can be used for heat or air conditioning, depending on the time of year. All **must** be set to the same type (heat or AC) or they will not work.

In the very cold months (40 degrees and below), we have auxiliary electric baseboard heat. You can control the temperature settings for these using the wall-mounted Stelpro thermostats. There is a thermostat in every bedroom, every bathroom, the kitchen, living room, and the game room.

Pro Tip: The heat from the main-level living area and fireplace will also heat up the loft and upstairs bedrooms, so be mindful not to make yourself too warm up there when setting the temperature.



BATHROOM VENTILATION

Our bathroom ventilation fans are “smart” - they will automatically turn on when a certain humidity threshold is reached, so don't be surprised if you hear a fan turn on during / after a shower. You may also press the button to turn it on.

Please do **not** manually press the button to turn these fans off. They will automatically shut themselves off after a 20 minute cycle. This helps with the longevity and cleanliness of our bathrooms. If you do notice the fans seem to be running excessively, please send us a message through the AirBnb app and we will help you resolve the issue.

Good Food = Good Mood

DINING ROOM SEATING

We have 2 folding chairs if you need additional seating at the table. They can be found in the closet inside the main bedroom on the same level. Please return the chairs to the closet when you are done using them.

STOVETOP COOKING & SMOKE DETECTORS

Let's be honest - I am not always the greatest when it comes to cooking. I have set off the smoke detectors more times than I'd care to admit.

If this happens to you, just be aware that all of the smoke detectors in the home are interlinked, and will all begin to chirp. Just open up the big window above the sink and the slider door in the living room, and it should clear out enough quite quickly.

Also, the microwave above the stove has a built-in exhaust fan button. I'd recommend turning this on when cooking on the stovetop.

UTENSILS & COOKWARE

Please feel free to use anything you find in the pantry, kitchen cabinets and drawers. We've provided as much as we can think of for you to use.

Having trouble finding something? Please reach out!

Hopefully I can help you find it. If not, I'd appreciate the feedback so we will be able to add it to the list to improve the kitchen for future guests' stays.

DISHWASHER

You are welcome to use the dishwasher as needed throughout your stay. Detergent tabs can be found in the cabinet under the sink closest to the dishwasher. There is also rinse fluid there, which helps avoid water spots on items when drying.

Pots, Pans & Bakeware

Handwashing these items would be appreciated, as it can increase their longevity. However, we know you are on vacation and don't want to "put you to work" so it is not a requirement.

BBQ GRILL

We have a propane Weber grill on the raised deck just outside the slider doors. It's attached to a propane line, so please do not attempt to move the grill.

When you are done cooking, please be sure to clean the grates using the grill brush and make sure the propane valve is set to the **off** position. Once the grill cools, please put the fabric cover back on.

But First... Coffee

KEURIG

We're happy to provide k-cups for coffee and hot chocolate to use with the Keurig, but if you prefer a certain type, you can always use your own as well!

Please empty the water from the container at the end of your stay.

ELECTRIC KETTLE

For my fellow tea drinkers... boil water quickly (and completely separate from coffee) using the electric kettle found next to the Keurig. Be careful not to fill with water above the fill line.

Please also empty any water from here at the end of your stay.

Activities & Entertainment

YOGA EQUIPMENT

In the loft area, you'll find a yoga mat, two blocks, a strap and a blanket. Feel free to utilize these and enjoy the peaceful view out the window.

When you are done with your yoga, meditation, or exercise – please wipe down the mat with the provided wipes on the bookshelf.

BOARD GAMES

Board games can be found throughout the home! They are kept in the TV stands on the main floor and in the ground level basement. We also have some up in the loft over by the office / desk area.

POKER TABLE

Place your bets! You will find a case of poker chips, cards, die, and a card shuffler in the TV stand near the poker table in the game room. Please **no food** on the poker table! It can be removed and set aside if you'd like to use the table underneath.

POOL TABLE

We have everything you need to shoot some pool in our game room on the ground level. You can find chalk in the small drawer on the corner table holding the pool cues. Please **do not** sit, lean on, or attempt to move the pool table for any reason.

TV

The two TVs in the main living area are smart TVs with Android TV OS. We've got the most common streaming apps pre-installed, so just sign in to your favorites to watch.

PORTABLE BLUETOOTH SPEAKER

You will find a forest green portable Sony Bluetooth speaker. Feel free to move this throughout the house and connect to your phone for music. Please plug it back in it's designated spot when you leave so it's all charged up for the next guests.

The Great Outdoors

DECK FAN & LIGHTS

The switches for the ceiling fan and lights out on the covered portion of the deck can be found just inside the front door. Please turn these off when not in use.

PARKING

We have a single-car garage you are welcome to park in, as well as a large paved driveway. Please do not park on our lawn! Be sure to place your vehicle passes in each car upon arrival.

WILDLIFE

We are in the mountains and will frequently have visitors on the property like deer and fox. There have also been several bears spotted in the neighborhood. Please be mindful and respectful of all wildlife. Also, another reminder to never leave trash outside, as it can attract bears!

Get A Good Night's Sleep

SLEEPER SOFA

For our larger groups of guests, the sofa in the game room can be converted into a Queen size sleeper. To open it, remove the sofa cushions and look for the orange pull handle. Pull up and towards you with the handle to get the mattress base out - it should move pretty smoothly if you are pulling it in the proper direction. Then, just unfold the bottom piece and you're all set!

Sheets and pillows can be found inside the coffee table. We also keep a large, Queen-size blanket by the sofa for use as a throw or for some extra warmth when used as a bed.

PILLOW SHAMS

We ask that guests do not sleep directly on the pillow shams. If you'd like to use the extra pillows, please remove the sham first - we have a regular pillowcase on underneath! The sham can be left on a night-table or on top of a dresser in the closet.

Look Your Best

HAIR DRYER

We are happy to provide you with a hair dryer (the less you have to pack, the better!). You can find this inside the bathroom vanity in the bathroom on the main level.

MAKEUP

When washing your face / removing your makeup, please utilize the darker towels to help avoid makeup stains. We've also provided makeup remover wipes in each bathroom to help make your routine quick!

IRON / IRONING BOARD

It's hard to stop clothes from getting wrinkles when packing and traveling! You can find an iron and ironing board in the closet in the loft bedroom with the wooden headboard. Please be sure to let the iron fully cool before putting this away, and **never** place the hot iron down on the carpet.

Clean and Tidy

CLEANING SUPPLIES

Although we prefer for you to just relax on vacation, we do know that messes can happen! We've made cleaning products available in the kitchen under the sink and in the bathroom vanities.

VACUUM

If needed, you can find the vacuum in the main living area over by the slider door. Be sure to empty the container into the garbage and plug it back in to charge after use.

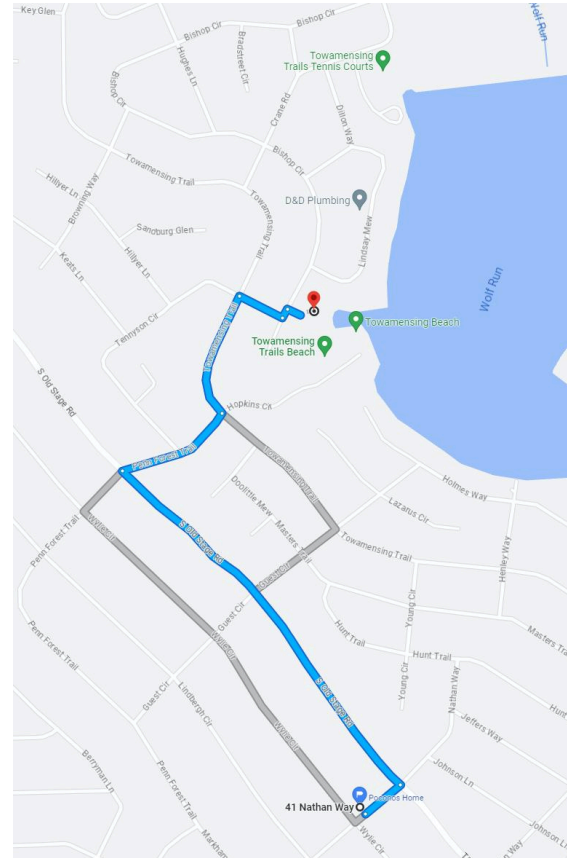
AROUND THE COMMUNITY

Amenities By The Lake

DIRECTIONS

To get to the lake / beach area and amenities center, follow the directions below. As you can see on the map, the Tennis Courts are also nearby, but just a bit further down the road.

- ↑ Head northeast on Nathan Way towards S Old Stage Rd/T516
367 ft
- ↩ Turn left onto S Old Stage Rd/T516
Continue straight
0.6 mi
- ➡ Turn right at the 2nd cross street onto Penn Forest Trail
0.2 mi
- ↩ Turn left onto Towamensing Trail
0.2 mi
- ➡ Turn right onto Tennyson Cir
390 ft
- ↩ Turn left onto Bishop Cir
Destination will be on the right
82 ft



ACTIVITIES

Towamensing Trails has a pool and beach, tennis, basketball and volleyball courts, ball field and playground. During the summer season boats can be rented at the lake.

The TLTC lounge serves non-alcoholic refreshments, meals and snacks along with music and dancing. During good weather, it's great to sit outside on the deck overlooking the lake.

There is also a beachfront at the lake, which was recently expanded (early 2023).

Trash Compactor & Recycling

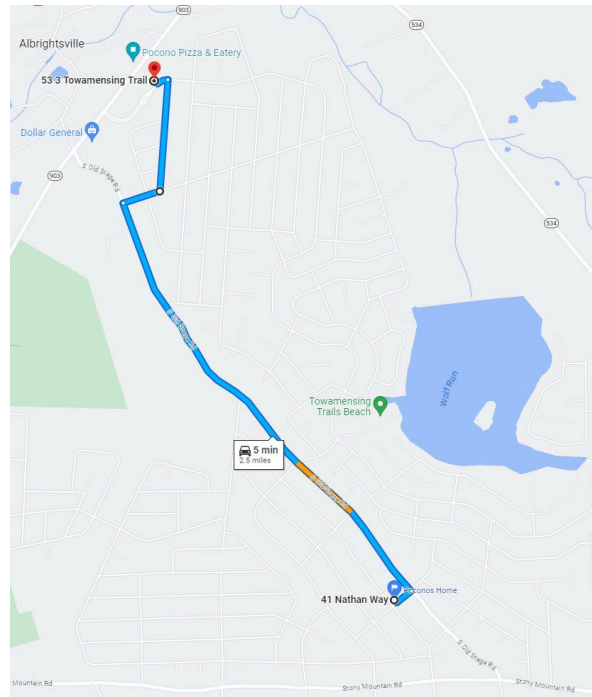
RECYCLING

We encourage you to recycle! You are able to recycle mixed items in the compactor including cans, bottles and cardboard.

However, if you're bringing cans/bottles, they must not be in a trash bag. If you use a bag to transport recyclables, you will need to dump them out of the bag at the compactor. We try to use a cardboard box for transport whenever possible to make it easier.

DIRECTIONS

- ↑ Head northeast on Nathan Way towards S Old Stage Rd/T516
367 ft
- ↩ Turn left onto S Old Stage Rd/T516
Continue straight
1.8 mi
- ↗ Turn right onto Teddyuscung Trail
0.1 mi
- ↩ Turn left onto Pope Ln
0.4 mi
- ↩ Turn left onto Towamensing Trail
453 ft
- ↗ Slight right
Destination will be on the right
174 ft



Scan here to open
directions on your phone



Forget Something?

DOLLAR GENERAL

We have two Dollar General stores within 5 minutes or so of the house, which can be great if you need to pick up something quickly. They are open until 10 PM daily.

2592 PA-903, Albrightsville, PA 18210

|

5 E Old Stage Rd, Albrightsville, PA 18210

CVS PHARMACY

Open until 10 PM Mon - Sat, and 9 PM Sun.

3192 PA-115, Effort, PA 18330

Just In Case

EMERGENCIES

In the event of a true emergency, please dial **911**.

You are located at: **41 Nathan Way, Albrightsville, PA 18210**

HOSPITAL

St. Luke's Hospital - Carbon Campus | 866-785-8537

500 St Luke's Dr, Lehighton, PA 18235

URGENT CARE

St Luke's Urgent Care Center | 570-325-2400

Unfortunately the Urgent Care centers in the area are not open 24/7, so please be sure to call or check their hours first.

1104 North St, Jim Thorpe, PA 18229

Community Security

Our Towamensing Trails community has its own security. They are often quick to respond as they are already inside the neighborhood. In the (hopefully) rare case you will need assistance, you can reach them at: **272-405-7370**

Local Recommendations

GUIDE BOOK

Be sure to check out our Guide Book on AirBnb for local restaurants, attractions & more!

We've also included some take out menus and flyers in our Welcome binder.

Scan here to open
the guide book



We know you had many options when deciding where to stay, and we appreciate you choosing our home at the **Little Lodge**!



Follow us On Instagram

Had a great stay? We'd love to feature your photos around the lodge! Tag us **@littlelodge.pa**